

# Stacking Operations

Apply to ZWYR-D2401/2/3

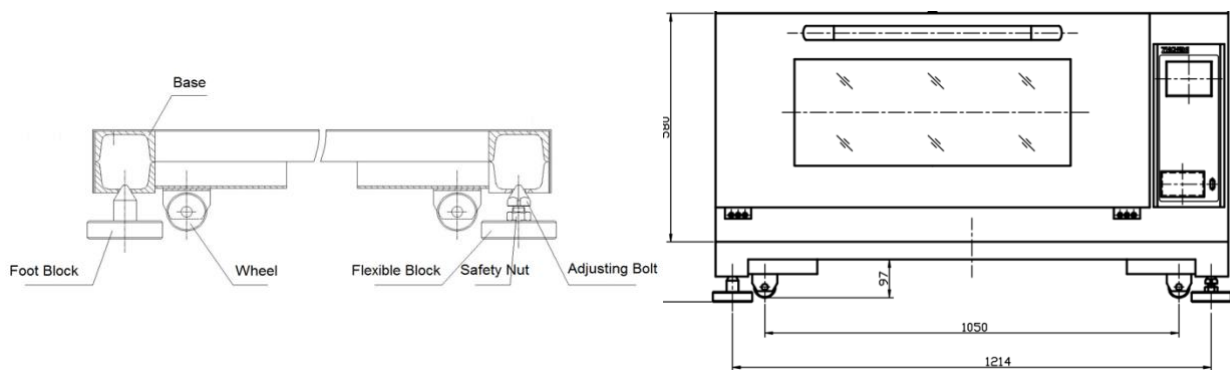
Before starting stacking your equipment, the bottom unit must be placed horizontally on a solid, flat floor, and elevated and leveled with three foot blocks and one flexible block (with adjustable bolt).



## Safety instruction!




Make sure the unit is levelled and stands firmly on the floor before stacking.




1. Use the spare service key to open the right service panel







2. Use the Allen key to open the left panel



3. Use the spare service key (supplied with the unit) to open the back service panel, and remove the service panel.



4. Use Allen key to unscrew the inner hexagon bolts to perform the stacking or unstacking operation.



**DANGER:**

Use mechanical lifting assistance to handle the offloading operation; e.g. forklift or hydraulic stacking lift!

